


ALNData.com

1. First you would login to www.alndata.com

User Name: STUDENT

Password: NORTHX

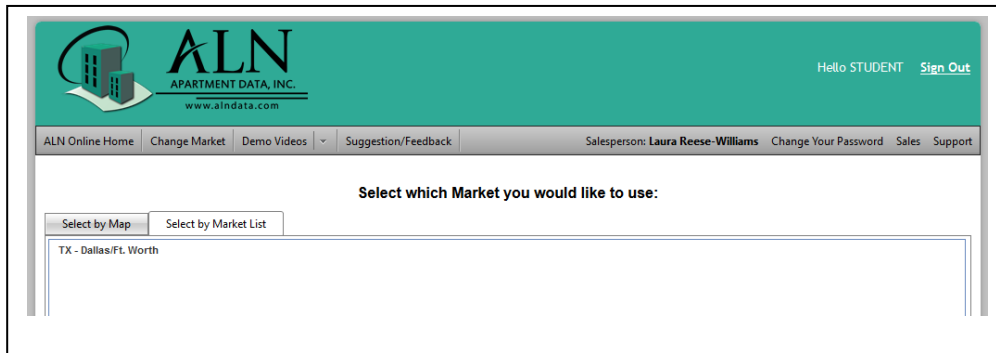
Bill To: {Your name}



The screenshot shows the ALN Online login interface. At the top, there is a green header with the ALN logo and the text 'APARTMENT DATA, INC.' and 'www.alndata.com'. A message states: 'You are logging into the beta for the all new ALN OnLine program. Please note that changes may occur at any time while the program is being updated. Thank you!'. Below this is a 'Sign In' section with a large orange 'A' logo containing 'A.L.N ONLINE'. To the right, there are input fields for 'User Name' (containing 'STUDENT'), 'Password' (containing 'NORTHX'), and 'Bill To' (containing '{Your Name}'). There are also checkboxes for 'Remember User Name' and 'Remember Password', and 'OK' and 'Cancel' buttons at the bottom.

Market Survey – Steps to Build

2. Select the market where the subject is located.



The screenshot shows the ALN Online market selection page. The header is green with the ALN logo and 'APARTMENT DATA, INC.' and 'www.alndata.com'. It says 'Hello STUDENT' and 'Sign Out'. Below the header is a navigation bar with links: 'ALN Online Home', 'Change Market', 'Demo Videos', 'Suggestion/Feedback', 'Salesperson: Laura Reese-Williams', 'Change Your Password', 'Sales', and 'Support'. The main content area has the heading 'Select which Market you would like to use:'. There are two buttons: 'Select by Map' and 'Select by Market List'. Below these buttons, a list of markets is shown, with 'TX - Dallas/Ft. Worth' selected.

3. Under “Search Database” select “Properties” to continue to build a survey.

- a. After the survey is built, you would be able to recall the comp profile from area above called “Reports” then “Previous Market Surveys”



TX - Dallas/Ft. Worth Search ALN Database of Properties

Recall a Previous Search:

Property Name/FKA: <input type="text"/>	Number of Units: <input type="text" value="0"/> to <input type="text" value="9999"/>
Address: <input type="text"/>	Year Built: <input type="text" value="1900"/> to <input type="text" value="2017"/>
City: <input type="text"/>	Occupancy Rate: <input type="text" value="0"/> to <input type="text" value="100"/>
ZIP: <input type="text"/>	Average Unit Size: <input type="text" value="0"/> to <input type="text" value="9999"/>
County: <input type="text"/>	Average Rental Rate: <input type="text" value="0"/> to <input type="text" value="9999"/>
Submarkets: <input type="text"/>	Average Rent/SqFt: <input type="text" value="0.00"/> to <input type="text" value="5.00"/>
Management Company: <input type="text"/>	
Distance From a Target: <input type="text" value="Use button to select target..."/>	
Search by Map: <input type="text" value="Use button to select map area..."/>	

Income Restricted: All Properties Only I/R Exclude I/R
 Senior Living: All Properties Only S/L Exclude S/L
 Student Housing: All Properties Only S/H Exclude S/H
 All Bill Paid: All Properties Only ABP Exclude ABP
 Mixed Use: All Properties Only M/U Exclude M/U

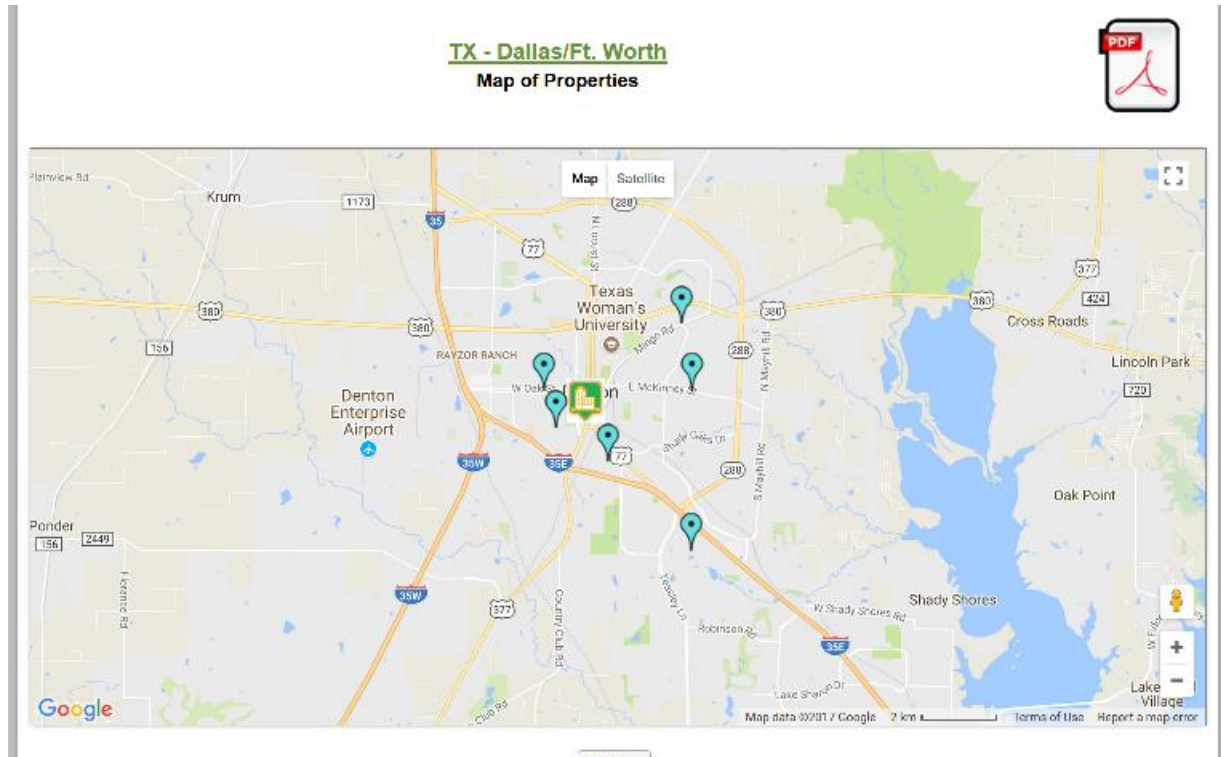
Building Type: Garden Mid-Rise High-Rise

- b. Click on the green button next to “Distance From a Target”. Try 3-5 miles you’re your study property, depending on the number of properties nearby.
 - c. Change “Year Built”; start with +/- 5 years from the study property’s year built.
 - d. Click search here or continue to narrow down the types of properties to review.
 - e. Enter a name under “Save this Search” and then click “Search”
 - f. Click “Search”.
4. A market survey would have up to 10 properties, print or export the information, or continue to filter the results.
 5. Select all the records when you are done filtering.

TX - Dallas/Ft. Worth
Search Results

		Export to Excel											
		Clear Filters											
<input checked="" type="checkbox"/>	ALN Id	Property	# Units	Avg Sqft	Built	Market Rent		Effective Rent		Management Company	Asset/Fee	Occupancy	
						Average	\$/Sqft	Average	\$/Sqft				
<input checked="" type="checkbox"/>	253803	14 Fifty One	123	1,619	2013	\$2,698	\$1.67	\$2,698	\$1.67	Tonti Properties	Asset	98.1	
<input checked="" type="checkbox"/>	225419	33 Degrees North	139	1,104	2013	\$2,307	\$2.09	\$2,307	\$2.09	Greystar Management	Fee Managed	95	
<input checked="" type="checkbox"/>	279631	Epic	227	776	2017	\$1,125	\$1.45	\$1,125	\$1.45	Martino Group	Fee Managed	56	
<input checked="" type="checkbox"/>	289211	Seven Twelve	56	803	2016	\$1,087	\$1.35	\$1,087	\$1.35	Martino Group	Fee Managed	20	
<input checked="" type="checkbox"/>	151492	U Centre at Fry Street	194	1,199	2012	\$2,316	\$1.93	\$2,316	\$1.93	American Campus	Asset	N/A	
<input checked="" type="checkbox"/>	286394	Veranda	322	1,111	2017	\$771	\$0.69	\$771	\$0.69	NRP Group	Asset	7.5	
<input checked="" type="checkbox"/>	242286	Woodlands Denton I	148	930	2015	\$1,205	\$1.30	\$1,205	\$1.30	Independent	Asset	79.1	
Count : 7			1,209										52.4

a. "Map of Properties"



b. Determine which properties to include in the survey, Click "Return"

- c. Select the subject and the comparable properties (Comps) you want in the survey profile.

TX - Dallas/Ft. Worth
Search Results

		Export to Excel Clear Filters										
<input type="checkbox"/>	ALN Id	Property	# Units	Avg Sqft	Built	Market Rent		Effective Rent		Management Company	Asset/Fee	Occupancy
						Average	\$/Sqft	Average	\$/Sqft			
<input checked="" type="checkbox"/>	253803	14 Fifty One	123	1,619	2013	\$2,698	\$1.67	\$2,698	\$1.67	Tonti Properties	Asset	98.1
<input checked="" type="checkbox"/>	225419	33 Degrees North	139	1,104	2013	\$2,307	\$2.09	\$2,307	\$2.09	Greystar Management	Fee Managed	95
<input type="checkbox"/>	279631	Epic	227	776	2017	\$1,125	\$1.45	\$1,125	\$1.45	Martino Group	Fee Managed	56
<input checked="" type="checkbox"/>	289211	Seven Twelve	56	803	2016	\$1,087	\$1.35	\$1,087	\$1.35	Martino Group	Fee Managed	20
<input checked="" type="checkbox"/>	151492	U Centre at Fry Street	194	1,199	2012	\$2,316	\$1.93	\$2,316	\$1.93	American Campus	Asset	N/A
<input checked="" type="checkbox"/>	286394	Veranda	322	1,111	2017	\$771	\$0.69	\$771	\$0.69	NRP Group	Asset	7.5
<input checked="" type="checkbox"/>	242286	Woodlands Denton I	148	930	2015	\$1,205	\$1.30	\$1,205	\$1.30	Independent	Asset	79.1
Count : 7			1,209									52.4
		Export to Excel Clear Filters										

- d. Select "Create a Market Survey". Follow the instruction to select the subject property from the list of properties.

TX - Dallas/Ft. Worth
Market Survey

Please select which property should be the Subject Property for the Market Survey

Property Name	ALN Id	Address
14 Fifty One	253803	1451 Centre Place Drive
33 Degrees North	225419	919 Eagle Dr
Seven Twelve	289211	712 S Elm St
U Centre at Fry Street	151492	1221 W Oak St
Veranda	286394	2420 E McKinney St
Woodlands Denton I	242286	1555 Nottingham Drive

- OR -

Create a "Pseudo Property" to use as the Subject Property

Name:

Address:

City, State, ZIP:

Create a Pseudo Property with this address and use it as the subject of the Market Survey

Cancel

- e. To add other properties not listed, click on the plus sign next to "Competitive Properties" and then you will be able to select others.
- f. Add the "Floorplan Breakdown" for the subject, ranging the square footage. Next you would scroll down and click on "Display Market Survey Report". This will generate the report.
6. Congratulations, you have a comp profile and can pull again from the first window that opened after you selected the market to use.